

































Rank		2016			2015			Euro		
		Euro	Share tyres	Local currency	Euro	Share tyres	Local currency			
1. (1.)	 1)	27,042.3	22,412.5	82.9	3,337.0	28,917.8	24,233.1	83.8 %	3,790.3	25,297.6
2. (2.)	 2)	20,907.0	20,488.9	98.0 %		21,199.0	20,775.0	98.0 %		19,553.0
3. (3.)	 2)	14,380.0	14,380.0	100 %	15,158.0	15,103.3	15,103.3	100 %	16,443.0	14,939.5
4. (4.)	 17)	40,549.5	10,717.4	26.4 %		39,232.0	10,387.7	26.5 %		34,505.7
5. (5.)	 1)	6,058.4	6,056.2	100 %	756.7	6,309.6	6,300.8	99.9 %	798.5	6,018.1
6. (7.)	 4)	6,132.1	5,254.6	85.7 %	6,622.0	5,018.5	5,018.0	100 %	6,428.0	5,041.9
7. (6.)	 1, 18)	4,831.4	3,857.7	79.8 %	596.2	4,805.5	3,820.4	79.5 %	629.9	4,304.9
8. (8.)	 2, 11)	3,436.7	3,436.7	100 %	117,388.0	3,262.7	3,262.7	100 %	116,726.0	3,358.7
9. (9.)	 2)	2,774.8	2,774.8	100 %	2,924.9	2,731.0	2,731.0	100 %	2,973.0	2,821.0
10. (11.)	 3, 15)	2,546.5		n.v.		2,762.4		n.v.		2,754.7
11. (10.)	 8)	2,510.9		n.v.	18,380.0	3,118.7		n.v.	22,020.0	2,683.4
12. (12.)	 [Hangzhou Zhongce]	2,911.7	2,317.7	79.6 %	381.6	3,111.2	2,483.7	79.8 %	407.8	2,711.4
13. (13.)	 4)	2,321.8	2,287.0	98.5 %	2,947.2	2,373.9	2,338.3	98.5 %	3,040.4	2,595.0
14. (14.)	 5, 20)	2,150.4		n.v.	149,228.0	2,982.3		n.v.	224,953.6	1,880.5
15. (16.)	 5, 13, 16)	2,064.1		n.v.	143,240.8	1,712.8		n.v.	129,195.1	1,891.6
16. (18.)	 [Double Coin] 8)	5,604.9	1,680.0	~ 30 %	41,029.0	5,764.6	1,729.4	~ 30 %	40,703.0	4,504.0
17. (17.)	 8, 19)	1,520.9	1,520.9	100 %	11,133.0	1,383.6	1,383.6	100 %	9,769.0	1,177.2
18. (-)	 4)	1,492.6		n.v.	1,894.7	1,434.7		n.v.	1,837.5	1,327.6
19. (-)	 8)	1,434.4		n.v.	10,500.0	1,237.0		n.v.	8,734.1	1,354.1
20. (20.)	 100 %	1,391.2	1,391.2	100 %		1,360.1	1,360.1	100 %		1,389.1
(19.)	 5, 13, 14)	1,208.0		n.v.	83,832.8	1,008.5		n.v.	76,069.8	1,089.3
	 2)	1,200.6	1,200.6	100 %	1,265.5	1,281.1	1,281.1	100 %	1,394.8	1,561.3
	 8)	1,000.7		n.v.	7,325.0	900.5		n.v.	6,358.0	1,083.7
	 8)	933.0	933.0	100 %	6,830.0	2,239.1		n.v.	15,809.8	2,322.9
(15.)	 5, 13)	928.2		n.v.	64,413.0	814.8		n.v.	61,459.2	855.0
	 8)	905.7		n.v.	6,630.0	1,180.6		n.v.	8,335.9	1,139.8
	 8)	763.2	763.2	n.v.	5,587.0	670.3		n.v.	4,733.0	738.3
	 [Guizhou Tyre]	2,841.7	665.2	23.4 %	27,145.0	2,699.1	469.5	17.4 %	24,803.0	2,397.0
	 6)	476.4	476.4	100 %	1,766.0	567.3	567.3	100 %	1,802.0	598.0
	 10, 21)					619.7	370.9	61.5 %	16,746.6	605.9
	 9)	302.1		n.v.	10,319.0	303.8		n.v.	10,870.0	321.7
										

2014		2013						2012			
Share tyres	Local currency	Euro	Share tyres	Local currency	Euro	Share tyres	Local currency	Euro	Local currency	Euro	
21,300.6	84,2 %	3,674.0	25,343.3	21,573.5	85,1 %	3,568.0	29,661.6	24,953.3	84,1 %	3,039.7	27,310.3
19,161.9	98 %		20,247.0	19,842.1	98 %		21,474.0	21,044.0	98,0 %		20,719.0
14,939.5	100 %	18,138.0	14,216.1	14,216.1	100 %	19,540.0	15,910.3	15,910.3	100 %	20,992.0	16,364.0
9,784.4	28,4 %		33,331.0	9,583.2	28,8 %		32,736.2	9,665.0	29,5 %		30,504.9
6,007.5	99,8 %		6,146.2	6,115.8	99,5 %		6,071.5	6,031.3	99,3 %		5,654.8
5,035.2	87,3 %	837.6	5,545.3	4,840.0	87,2 %	780.6	6,930.2	5,767.7	83,2 %	710.2	6,112.4
5,041.9	100 %	6,681.0	4,946.6	4,946.6	100 %	7,060.0	4,840.6	4,840.6	100 %	7,029.1	4,204.7
3,426.3	79,6 %	625.2	4,295.0	3,423.0	79,7 %	601.6	5,461.6	4,338.4	79,4 %	559.7	4,218.5
3,358.7	100 %	129,014.1	3,237.0	3,237.0	100 %	133,086.5	3,399.8	3,399.8	100 %	130,242.3	2,921.0
2,821.0	100 %	3,425.8	2,493.8	2,493.8	100 %	3,439.2	3,268.0	3,268.0	100 %	4,200.8	2,822.6
	n.v.		2,936.8		n.v.		3,017.1		n.v.		2,956.4
2,683.4	100 %	20,221.3	2,879.8	2,879.8	100 %	24,043.8	2,945.9	2,945.9	100 %	23,928.5	2,722.0
2,149.7	79,3 %	393.8	2,558.2	2,001.9	78,3 %	370.2	2,840.7	2,232.8	78,6 %	291.1	2,951.9
2,556.1	98,5 %	3,437.9	2,549.1	2,509.9	98,5 %	3,698.5	2,803.2	2,761.2	98,5 %	4,070.6	2,537.4
	n.v.	146,409.4	1,584.6		n.v.	134,447.5	1,909.9		n.v.	130,540.3	1,670.9
	n.v.	127,257.0	1,642.1		n.v.	133,103.0	1,821.1		n.v.	127,946.3	1,821.0
	n.v.	33,941.0	1,716.6		n.v.	14,332.2	1,489.9		n.v.	12,101.6	986.8
1,177.2	100 %	8,870.8	832.2	832.2	100 %	6,947.9				n.v.	
	n.v.	1,758.8	1,180.8		n.v.	1,728.8	1,171.1		n.v.	1,700.6	926.6
1,354.1	100 %	10,204.2	1,376.5	1,376.5	100 %	11,492.9	1,415.2	1,415.2	100 %	11,495.0	1,234.8
1,389.1	100 %		1,521.0	1,521.0	100 %		1,612.4	1,612.4	100 %		1,456.8
	n.v.	73,278.8	920.2		n.v.	75,990.6	994.7		n.v.	69,852.3	1,017.2
1,561.3	100 %	1,895.5	1,568.8	1,568.8	100 %	2,163.6	1,416.6	1,416.6	100 %	1,820.7	1,068.8
	n.v.	8,166.8	1,022.6		n.v.	8,538.2	1,083.4		n.v.	8,906.2	1,126.7
2,322.9	100 %	17,504.9	1,981.7	1,981.7	100 %	16,545.8	1,915.6	1,915.6	100 %	15,559.9	1,806.8
	n.v.	57,521.4	862.5		n.v.	58,024.0	672.6		n.v.	55,540.0	713.3
1,139.8	100 %	8,588.9	1,137.5	1,137.5	100 %	9,497.3	1,185.4	1,185.4	100 %	9,628.2	1,175.3
	n.v.	5,563.5	775.9		n.v.	6,477.7	812.1		n.v.	6,596.6	832.3
443.4	18,5 %	22,515.0	2,402.4	468.7	19,5 %	21,473.0	2,898.8	443.5	15,3 %	25,237.0	3,221.7
598.0	100 %	1,693.5	503.0	503.0	100 %	1,489.0	614.9	614.9	100 %	1,424.0	587.8
385.1	62,9 %	16,803.4	610.6	400.7	65,6 %	16,746.6	547.9	449.2	82,0 %	13,773.7	563.3
	n.v.	12,356.8	319.6		n.v.	13,141.7	354.3		n.v.	13,508.2	414.3